



PT. Elitser IT Solutions Indonesia
(earlier PT.Javasoftech Indo)

Gedung Menara Anugrah Lantai 19
Kantor Taman E3.3 JL.Mega Kuningan Lot 8.6-8.7
Kawasan Mega Kuningan Jakarta Selatan 12950
Phone: (62-21) 57950706
Fax: (62-21) 57950707

Executive Summary:

Saat ini internet menjadi suatu kebutuhan mendasar dalam semua bisnis. Kebutuhan akan pemakaian internet yang sangat tinggi di perkantoran menjadi perhatian beberapa perusahaan:

- Memerlukan waktu yang sangat lama untuk mengakses internet.
- Pegawai menghabiskan bandwidth dengan men-download file musik dan video yang besar.
- Pegawai menghabiskan waktu dengan men-download file yang tidak perlu.

Jika demikian, maka BOSS solusinya.

Disaat internet membantu untuk mengembangkan perusahaan anda, tak terbatasnya untuk mengakses internet dapat mengurangi ancaman keamanan dan dapat mengakibatkan dampak yang negative terhadap individu, performa jaringan maupun manajemen. **THE BOSS** memungkinkan perusahaan untuk mengerti dan memonitor pemakaian internet, sementara itu dapat mengambil langkah-langkah yang efektif untuk menyediakan kebijakan untuk mengontrol akses internet.

Caching Situs:

- Mengurangi kesibukan pada IP jaringan dan meningkatkan waktu respon pengguna
- Menghilangkan beban statis isi situs dan hanya membuat yang dinamis
- Menghemat bandwidth sampai sekitar 40-60 %
- Menaikkan kinerja dengan mengcache entri DNS
- Menghilangkan latensi yang mengontak server DNS

Penyaringan Situs yang Efektif:

- Memberhentikan akses yang mengarah ke situs internet yang dipertanyakan
- Memberhentikan akses yang mengarah ke P2P yang tidak tertutup
- Memberhentikan pengunduhan file yang terblokir berdasarkan ekstensi file
- Memblokir akses yang mengarah pada isi pornografi, kekerasan atau hal-hal yang merugikan lainnya
- Memblokir belanja online, perjudian, pencarian lowongan pekerjaan, pesan instan
- Para pendidik harus menjaga sekolah dan perpustakaan aman dan mematuhi dengan peraturan seperti the federal Children's Internet Protection Act (CIPA).

Akses ke Basis Data URL

- Akses internet diatur melalui daftar control IMS yang dinamis
- Basis data dari jutaan situs internet terorganisir ke dalam kategori berbeda untuk pilihan penerapan peraturan yang mudah disesuaikan
- Memiliki ruang lingkup yang luas dari (Spyware, malware, P2P), kerahasiaan (chat, IM), dan manajemen bandwidth (Internet radio/ TV, streaming media).

Manajemen Kebijakan Fleksibel:

- Kebijakan dibuat berdasarkan pengguna, grup, IP dan cakupan IP
- Pilihan penyaringan berdasarkan waktu dalam sehari, hari dalam seminggu, tipe file (.jpg, .mp3, etc.); alamat URL/IP; lalu lintas HTTP/HTTPS
- Menerapkan kebijakan akses internet menurut keperluan dan meningkatkan manajemen bandwidth
- Tidak memperbolehkan, memperbolehkan, memperingatkan / pilihan blokir secara halus; mengesampingkan pemberian hakDeny, membuat penyesuaian, daftar pemblokiran, daftar yang dibolehkan, keseluruhan pemblokiran / yang dibolehkan
- Fungsi penyaringan yang sangat kuat dengan kesederhanaan tunjuk dan klik
- Membuat admin cepat dan efisien

Laporan rinci pemakaian situs:

- Grafik laporan yang bagus
- Cepat memahami pemakaian situs organisasi anda
- Menjalankan analisa kebijakan pemakaian situs
- Tatap muka berbasis web yang mudah digunakan
- Kecenderungan pemakaian situs berdasarkan kategori, lokasi, atau pribadi
- Manajemen, personalian, atau staf lainnya dapat menjalankan tanpa keterlibatan IT

Sekilas keistimewaan:

Peningkatan penjelajahan

- Caching isi
- Mendukung semua penjelajah situs
- Penyaringan isi berdasarkan gerbang keluar

Manajemen terdepan

- Akses tatap muka berbasis web
- Tatap muka yang mudah digunakan
- Laporan kebiasaan menjelajah (inbuilt)
- Laporan dan analisa catatan yang luas (3rd Party)

Kebijakan

- Kebijakan berdasarkan pengguna / jaringan
- Kebijakan berdasarkan waktu
- Kebijakan berdasarkan situs internet
- Kebijakan berdasarkan grup

Pengesahan

Internal

- NTLM

Basis Data Eksternal

- Active Directory
- LDAP
- MSNT

- RADIUS

Security

- Transparent caching
- **Firewall with DMZ**
- Predefined rule sets
- Port Forwarding
- Secure access
- Allow/Deny Policies
- Cookie control
- Content script control
- Secured Internet gateway
- CHAT & P2P Application blockage

Web-page / web-site blocking

- Categorized Website white/black lists
- Block/redirect domains and URLs
- Mime type white/Black Lists

Pre Pre-fetching

Multi-threaded pre-fetching allows you to download multiple web-objects simultaneously

Browser based GUI

Manage your corporate policy remotely, with your favorite browser.

Log Reports

Review and analyze the internet usage and check if your policy configurations are delivering the desired results. Through a 3rd party log analyzer find out what the user/IP has done, which sites he visited, the time of request, what content was downloaded etc

Request Forwarding

Forward requests through firewalls and other proxy servers

Cookie Filter

Block cookies, that steal your confidential information, from all or specific web-sites

Categorized Surfing

Preset one or more white lists of web sites to individuals or Groups

Mime Type Filter

Block download of movies, images, audio, flash, files from one or specific websites

URL Filter

Block content from undesirable sources like chat servers, banner servers etc

Group-Based Filter

Control Internet usage based on groups

Cost Control

Control overall internet costs

Reports:

1. List of Visited Websites

Usage Statistics for IMS

Summary Period: December 2005 - URL
Generated 01-Jan-2006 00:02 GMT

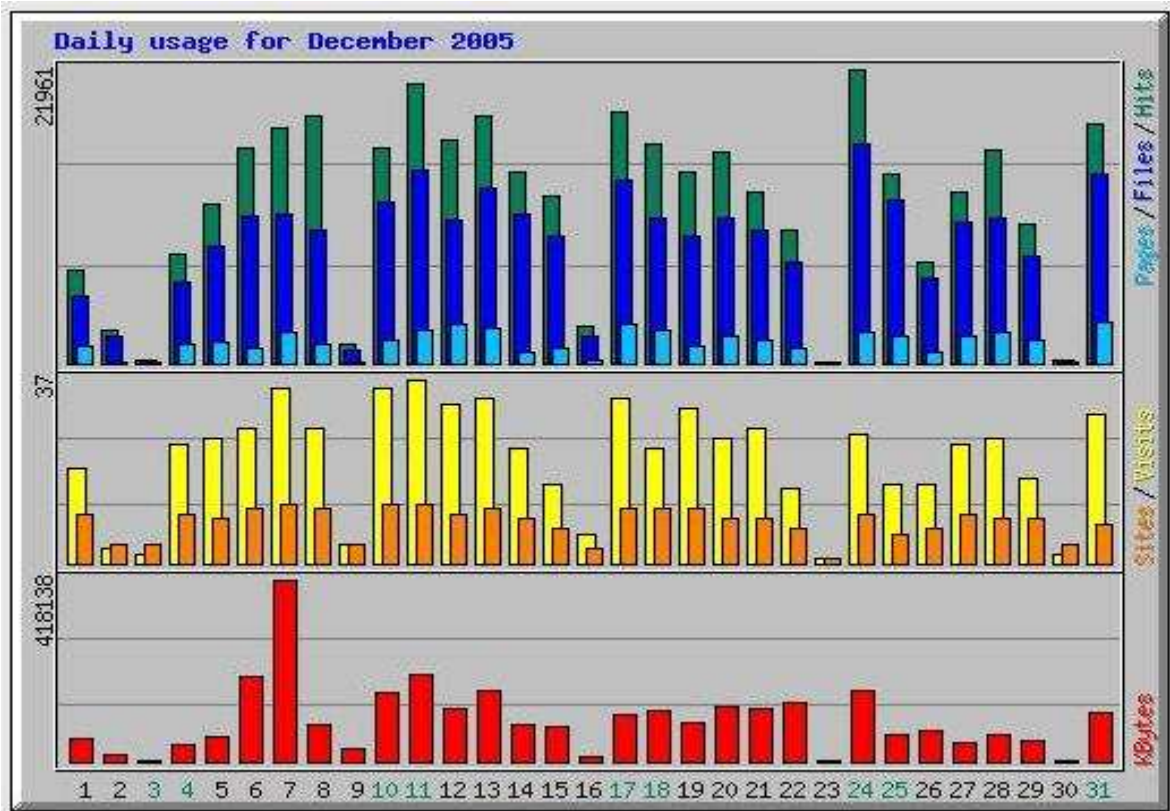
	Hits		KBytes		URL
20204	8.09*	13984	0.47*		http://http.msg.yahoo.com/notify
17269	4.53*	7998	0.27*		http://shhttp.msg.yahoo.com/notify/
4519	1.21*	1870	0.06*		http://207.46.5.11/gateway/gateway.dll
3809	1.02*	1566	0.05*		http://207.46.5.12/gateway/gateway.dll
3704	0.99*	16926	0.57*		213.130.110.176:6060
3611	0.97*	10682	0.36*		http://www.keralakaumudi.com/news/121405M/news/121405M/news/121405M/news/1
2723	0.73*	1100	0.04*		http://207.46.5.6/gateway/gateway.dll
2586	0.59*	14018	0.47*		http://ads.indiatimes.com/ads.dll/getad
2474	0.56*	1113	0.04*		http://bc.us.yahoo.com/b
2468	0.56*	160327	5.37*		http://192.168.1.100:8888/
2344	0.53*	6658	0.22*		http://pagead2.googleadsyndication.com/pagead/ads
2281	0.51*	898	0.03*		http://207.46.5.3/gateway/gateway.dll
2100	0.56*	9989	0.33*		napoliarjman.dyndns.org:6060
1982	0.52*	821	0.03*		http://207.46.5.13/gateway/gateway.dll
1784	0.48*	617	0.02*		http://207.46.5.15/gateway/gateway.dll
1782	0.48*	632	0.02*		http://207.46.5.8/gateway/gateway.dll
1735	0.46*	7339	0.25*		192.168.1.254:8043
1575	0.42*	709	0.02*		http://bc.row.yahoo.com/b
1564	0.42*	1142	0.04*		http://weather.noaa.gov/pub/data/observations/metar/decoded/OMDB.TXT
1501	0.40*	620	0.02*		http://207.46.5.14/gateway/gateway.dll
1359	0.36*	1702	0.06*		http://rad.msn.com/ADS&Client31.dll
1349	0.36*	1252	0.04*		http://ads.indiatimes.com/ads.dll/genad
1277	0.34*	5642	0.19*		mih-sharjha.dyndns.org:6060
1263	0.34*	465	0.02*		http://www.skyrix.de/yaltst/pixel.php
1166	0.31*	1138	0.04*		http://media.fastclick.net/w/get.media
1150	0.31*	17953	0.60*		http://newsrss.bbc.co.uk/rss/news/online_world_edition/front_page/rss.xml
1141	0.31*	2852	0.10*		http://servedby.advertising.com/site
1120	0.30*	597	0.02*		http://mail.opi.yahoo.com/online
1111	0.30*	1978	0.07*		http://banners.expressindia.com/adsnew/adjs.php
1075	0.29*	397	0.01*		http://banners.expressindia.com/adsnew/adlog.php
1066	0.29*	4261	0.14*		http://adsl.revenue.net/j
949	0.25*	7270	0.24*		http://mail.google.com/mail/
823	0.22*	13099	0.44*		http://images.photogallery.indiatimes.com/photo.cms
807	0.22*	612	0.02*		http://timeslog.indiatimes.com/timeslog.dll/topcnt
778	0.21*	217	0.01*		http://timeslog.indiatimes.com/timeslog.dll/pgcnt
776	0.21*	22190	0.74*		http://us.f305.mail.yahoo.com/ym/us/ShowLetter
717	0.19*	3321	0.11*		napolishj.dyndns.org:6060
701	0.19*	552	0.02*		http://pgg.yahoo.com/feed/pg4
690	0.18*	2598	0.09*		http://address.yahoo.com/yah
684	0.18*	1142	0.04*		http://ads.emirates.net.ae/js.ng/Params.richmedia
601	0.16*	7820	0.26*		alknet.dyndns.org:6060
587	0.16*	3942	0.13*		http://www.google.ae/search
567	0.15*	97	0.00*		http://ping.plaxo.com/p
520	0.14*	126	0.00*		http://timestrends.indiatimes.com/timestrend_v12.js
472	0.13*	6818	0.23*		http://www.wayn.com/wayn.html

2. Host wise Internet Usage (Summary) :

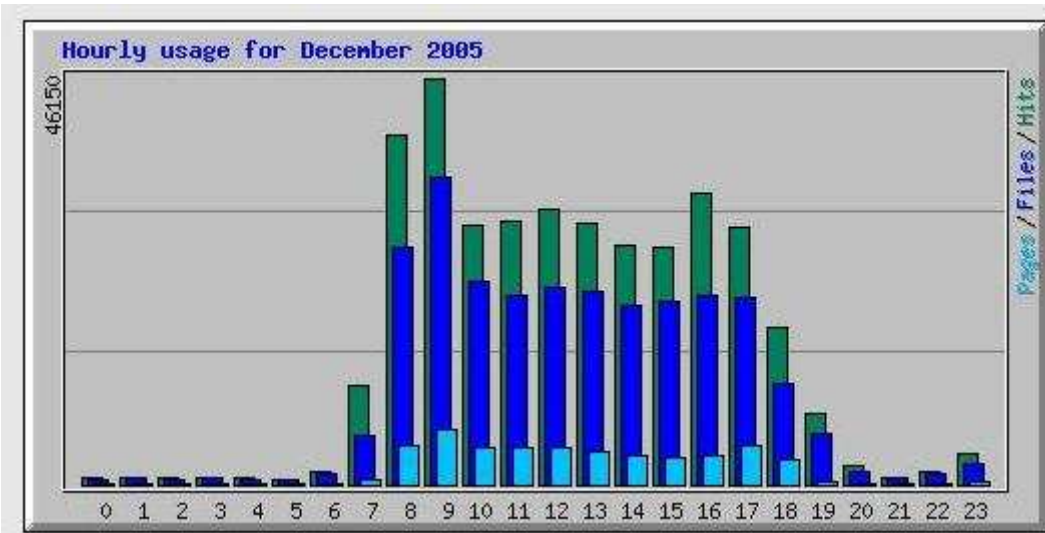
Top 15 of 15 Total Sites									
#	Hits		Files		KBytes		Visits		Hostname
1	93156	24.96%	74848	27.89%	338647	11.34%	23	3.54%	192.168.1.133
2	80033	21.45%	61810	23.03%	665419	22.28%	120	18.46%	192.168.1.222
3	54034	14.48%	32328	12.05%	315470	10.56%	65	10.00%	192.168.1.19
4	40929	10.97%	22521	8.39%	391561	13.11%	75	11.54%	192.168.1.18
5	30949	8.29%	21877	8.15%	209542	7.02%	72	11.08%	192.168.1.5
6	24040	6.44%	19096	7.12%	255457	8.55%	88	13.54%	192.168.1.4
7	15497	4.15%	12439	4.63%	137892	4.62%	71	10.92%	192.168.1.17
8	13770	3.69%	10992	4.10%	91578	3.07%	54	8.31%	192.168.1.12
9	9743	2.61%	5373	2.00%	464071	15.54%	40	6.15%	192.168.1.1
10	3964	1.06%	2441	0.91%	18254	0.61%	14	2.15%	192.168.1.16
11	3849	1.03%	2734	1.02%	67769	2.27%	10	1.54%	192.168.1.55
12	1785	0.48%	950	0.35%	17443	0.58%	6	0.92%	192.168.1.100
13	1402	0.38%	1103	0.41%	13886	0.46%	11	1.69%	192.168.1.111
14	17	0.00%	12	0.00%	63	0.00%	1	0.15%	192.168.1.250
15	2	0.00%	0	0.00%	3	0.00%	0	0.00%	192.168.1.253

3. Daily Internet Usage Summary (Full Month):

Daily Statistics for December 2005												
Day	Hits		Files		Pages		Visits		Sites	KBytes		
1	6893	1.85%	5009	1.87%	1331	2.84%	19	2.92%	10	66.67%	52086	1.74%
2	2460	0.66%	1973	0.74%	93	0.20%	3	0.46%	4	26.67%	17876	0.60%
3	202	0.05%	153	0.06%	8	0.02%	2	0.31%	4	26.67%	623	0.02%
4	8137	2.18%	5992	2.23%	1354	2.89%	24	3.69%	10	66.67%	39851	1.33%
5	11915	3.19%	8762	3.26%	1525	3.26%	25	3.85%	9	60.00%	55795	1.87%
6	16090	4.31%	11014	4.10%	1078	2.30%	27	4.15%	11	73.33%	196855	6.59%
7	17600	4.72%	11081	4.13%	2327	4.97%	35	5.38%	12	80.00%	418138	14.00%
8	18398	4.93%	9931	3.70%	1400	2.99%	27	4.15%	11	73.33%	86753	2.90%
9	1447	0.39%	1031	0.38%	32	0.07%	4	0.62%	4	26.67%	30775	1.03%
10	16061	4.30%	12002	4.47%	1717	3.67%	35	5.38%	12	80.00%	156877	5.25%
11	20889	5.60%	14491	5.40%	2399	5.12%	37	5.69%	12	80.00%	201159	6.73%
12	16626	4.46%	10751	4.01%	2915	6.23%	32	4.92%	10	66.67%	122132	4.09%
13	18387	4.93%	12998	4.84%	2655	5.67%	33	5.08%	11	73.33%	162327	5.43%
14	14313	3.84%	11073	4.13%	889	1.90%	23	3.54%	9	60.00%	84466	2.83%
15	12482	3.34%	9531	3.55%	1195	2.55%	16	2.46%	7	46.67%	80732	2.70%
16	2705	0.72%	2089	0.78%	203	0.43%	6	0.92%	3	20.00%	12914	0.43%
17	18680	5.01%	13600	5.07%	2867	6.12%	33	5.08%	11	73.33%	108796	3.64%
18	16380	4.39%	10811	4.03%	2519	5.38%	23	3.54%	11	73.33%	117548	3.94%
19	14226	3.81%	9433	3.51%	1299	2.77%	31	4.77%	11	73.33%	87498	2.93%
20	15707	4.21%	10779	4.02%	2010	4.29%	25	3.85%	9	60.00%	126545	4.24%
21	12760	3.42%	9971	3.72%	1750	3.74%	27	4.15%	9	60.00%	123625	4.14%
22	9938	2.66%	7510	2.80%	1055	2.25%	15	2.31%	7	46.67%	137833	4.61%
23	41	0.01%	9	0.00%	1	0.00%	1	0.15%	1	6.67%	30	0.00%
24	21961	5.88%	16314	6.08%	2310	4.93%	26	4.00%	10	66.67%	164075	5.49%
25	14176	3.80%	12170	4.53%	1953	4.17%	16	2.46%	6	40.00%	60748	2.03%
26	7572	2.03%	6315	2.35%	832	1.78%	16	2.46%	7	46.67%	72846	2.44%
27	12792	3.43%	10518	3.92%	2059	4.40%	24	3.69%	10	66.67%	43951	1.47%
28	15901	4.26%	10764	4.01%	2241	4.79%	25	3.85%	9	60.00%	62237	2.08%
29	10426	2.79%	8010	2.98%	1768	3.78%	17	2.62%	9	60.00%	49184	1.65%
30	216	0.06%	155	0.06%	14	0.03%	2	0.31%	4	26.67%	668	0.02%
31	17789	4.77%	14142	5.27%	3013	6.44%	30	4.62%	8	53.33%	112112	3.75%



4. Hourly Internet Usage :









5. Top 75 Visited Websites :

Top 75 of 64053 Total URLs By KBytes						
#	Hits		KBytes		URL	
1	139	0.04%	869426	29.11%	http://www.primajava.com/pdl/pdl.tar.gz	
2	2468	0.66%	160327	5.37%	http://192.168.1.100:8888/	
3	414	0.11%	45866	1.54%	http://us.f305.mail.yahoo.com/ym/ShowFolder	
4	5	0.00%	43223	1.45%	http://download.net-itech.com/trial.php	
5	374	0.10%	25538	0.85%	http://us.f305.mail.yahoo.com/ym/ShowLetter	
6	776	0.21%	22190	0.74%	http://us.f305.mail.yahoo.com/ym/us/ShowLetter	
7	1	0.00%	22065	0.74%	http://forgeftp.novell.com/cldap/builds/linux/novell-cldap-devel-2005.09.26-1linux.tar.gz	
8	7	0.00%	22063	0.74%	http://www.nitix.com/mynitix/serve_file.php	
9	15	0.00%	20417	0.68%	http://us.f305.mail.yahoo.com/ym/ShowLetter/	
10	1150	0.31%	17953	0.60%	http://newsrss.bbc.co.uk/rss/newsonline_world_edition/front_page/rss.xml	
11	1	0.00%	17865	0.60%	http://mgr1.checkpointmedia.com/downloads/checkpointmediaPPT.zip	
12	3704	0.99%	16926	0.57%	213.130.110.176:6060	
13	1	0.00%	14821	0.50%	http://puzzle.dl.sourceforge.net/sourceforge/wine/wine-0.9.2-1rh9winehq.i386.rpm	
14	2586	0.69%	14018	0.47%	http://ads.indiatimes.com/ads.dll/getad	
15	30204	8.09%	13984	0.47%	http://http.msg.yahoo.com/notify	
16	823	0.22%	13099	0.44%	http://images.photogallery.indiatimes.com/photo.cms	
17	300	0.08%	12163	0.41%	http://www.globaltamil.com/photoshow/displayimage.php	
18	3611	0.97%	10682	0.36%	http://www.keralakaumudi.com/news/121405M/news/121405M/news/121405M/news/121405M/n	
19	234	0.06%	10242	0.34%	http://www.vahoo.com/	



Traffic Overview :

#	Traffic Overview	Incoming Traffic	Outgoing Traffic	Total Traffic	Requests	Percentage
By Data Sources						
1	Example	3.2 MB	952.9 kB	4.2 MB	1347	100%
	TOTAL	3.2 MB	952.9 kB	4.2 MB	1347	100%
By IP Addresses						
1	192.41.0.101	983.1 kB	114.8 kB	1,097.9 kB	253	26.3%
2	192.41.0.8	427.6 kB	271.4 kB	698.9 kB	139	16.7%
3	192.41.0.45	366.5 kB	254.9 kB	621.4 kB	139	14.9%
4	192.41.1.140	417.7 kB	11.1 kB	428.7 kB	144	10.3%
5	192.41.0.84	305.9 kB	118.7 kB	424.6 kB	192	10.2%
6	192.41.0.65	164.1 kB	13.2 kB	177.3 kB	12	4.2%
7	192.41.0.205	95.8 kB	39.4 kB	135.2 kB	86	3.2%
8	192.41.0.63	119.8 kB	8.9 kB	128.7 kB	12	3.1%
9	192.41.1.199	92.7 kB	31.8 kB	124.5 kB	60	3.0%
10	192.41.0.207	79.4 kB	42.8 kB	122.2 kB	85	2.9%



By Protocols

1	HTTP	1,922.5 kB	394.9 kB	2.3 MB	741		65.3%
2	ICQ	816.7 kB	528.8 kB	1,345.5 kB	288		27.2%
3	POP3	445.2 kB	20.2 kB	465.4 kB	296		10.1%
4	SSL	38.5 kB	8.6 kB	47.1 kB	13		4.9%
5	SNTP	432 B	432 B	864 B	9		2.1%
5	RealAudio	80.4 kB	852 B	81.2 kB	75		1.0%
5	FTP	34.9 kB	562 B	35.6 kB	13		0.2%
5	DNS	512 B	432 B	944 B	9		0.0%
TOTAL		3.2 MB	952.9 kB	4.2 MB	1347		100%




By Content Types

1	Video	2.4 MB	809.5 kB	3.2 MB	1040		76.9%
2	Image	542.5 kB	109.4 kB	651.9 kB	242		15.6%
3	Web	257.9 kB	33.0 kB	290.9 kB	63		7.0%
4	Application	21.8 kB	949 B	22.7 kB	2		0.5%
TOTAL		3.2 MB	952.9 kB	4.2 MB	1347		100%


By Host Categories

1	Adult	2.9 MB	896.7 kB	3.8 MB	1242		91.0%
2	Chat	133 kB	32.7 kB	165.7 kB	57		4.0%
3	News	69.3 kB	7.1 kB	76.4 kB	12		1.8%
4	Home	64.8 kB	8.5 kB	73.3 kB	19		1.8%
5	Advertising	54.4 kB	7.9 kB	62.2 kB	17		1.5%
TOTAL		3.2 MB	952.9 kB	4.2 MB	1347		100%

By Countries

1	UNITED STATES	2.1 MB	638.5 kB	2.8 MB	751		66.1%
2	UNITED KINGDOM	935.4 kB	162.0 kB	1,097.4 kB	303		26.3%
3	BRAZIL	46.4 kB	129.9 kB	176.3 kB	250		4.2%
4	NEW ZEALAND	60.4 kB	15.5 kB	75.9 kB	25		1.8%
5	CANADA	39.0 kB	1,934 B	40.9 kB	5		1.0%
6	SPAIN	13.7 kB	2.7 kB	16.3 kB	6		0.4%
7	NETHERLANDS	6.8 kB	1,669 B	8.5 kB	5		0.2%
8	AUSTRALIA	0 B	646 B	646 B	2		0.0%
TOTAL		3.2 MB	952.9 kB	4.2 MB	1347		100%



By Months







1	June	3.2 MB	952.9 kB	4.2 MB	1347		100%
TOTAL		3.2 MB	952.9 kB	4.2 MB	1347		100%

By Dates

1	6/20/2004	3.1 MB	950.5 kB	4.0 MB	1320		96.9%
2	6/21/2004	128.7 kB	2.3 kB	131.1 kB	27		3.1%
TOTAL		3.2 MB	952.9 kB	4.2 MB	1347		100%

By Weekdays

1	Sunday	3.1 MB	950.5 kB	4.0 MB	1320		96.9%
2	Monday	128.7 kB	2.3 kB	131.1 kB	27		3.1%
TOTAL		3.2 MB	952.9 kB	4.2 MB	1347		100%

By Applications						
1	Browser	1,621.1 kB	377.1 kB	1,998.3 kB	730	 47.8%
2	ICQLite.exe	728.9 kB	281.4 kB	1,010.3 kB	181	 24.2%
3	IEXPLORE.EXE	427.6 kB	271.4 kB	698.9 kB	139	 16.7%
4	OUTLOOK.EXE	417.7 kB	11.1 kB	428.7 kB	144	 10.3%
5	Skype.exe	21.9 kB	9 kB	30.9 kB	150	 0.7%
6	intpro.exe	6.2 kB	3.0 kB	9.2 kB	3	 0.2%
TOTAL		3.2 MB	952.9 kB	4.2 MB	1347	100%
SUMMARY		3.2 MB	952.9 kB	4.2 MB	1347	100%